



- Optimal Three State Charging
- State of Charge/Amp/AC LEDs
- Low Standby Battery Drain
- Customizable Charge Algorithm
- Dual - Isolated Banks
- State of Charge Current Sharing
- Vibration Resistant
- Reverse Polarity Protected
- Over Temperature Protected
- Over Current/Voltage Protected
- Waterproof-Hermetically Sealed
- UL/CSA 1236 Certified
- Full Two Year Warranty

Description

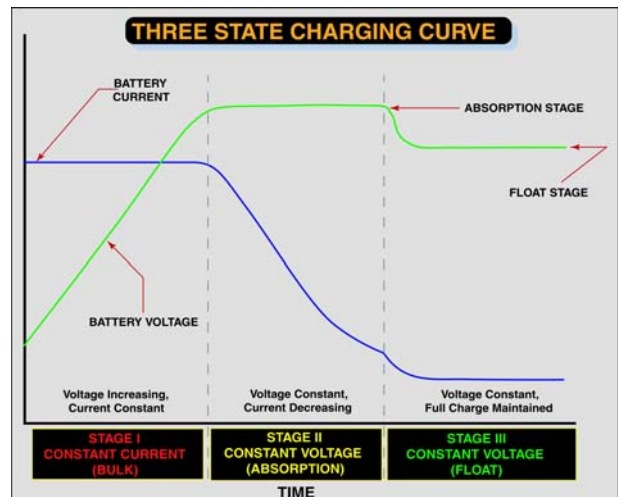
The TPRO220-2 is a rugged, waterproof and sophisticated three state lead-acid battery charger with two isolated banks. With a wide operating temperature range (-20C to 50C) and UL/CSA 1236 certification, this product is especially suited for high end industrial and marine applications. The TPRO220-2 is factory programmable to accommodate several charging algorithms

and an LED display to indicate status. Total output current is 20 amps and distributed between Banks 1 & 2 depending on state of charge as 0/20, 20/0, 10/10 or any other ratio summing to 20 amps. Output current and battery voltage are controlled precisely to insure a complete recharge. The charger may be left connected indefinitely to the battery, maintaining full charge at all times.

Charging Specifications per Bank

PARAMETER	DESCRIPTION/CONDITIONS	MIN	NOM	MAX	UNITS
V_{FSTERM}	Fast charge termination voltage, 25C	14.4	14.6	14.8	VDC
V_{FL}	Float voltage, $I_{OUT} < 1.0 A$, 25 C	13.4	13.6	13.7	VDC
I_{FS}	Fast charge current, (sum of Banks 1 & 2)	20	21	22	Amps
I_{ABTERM}	Absorption mode charge termination current, Transition from Fast to Absorption	4.0	5.0	6.0	Amps
I_{FLTERM}	Float charge termination current	2.5	3.0	3.5	Amps
I_{SBY}	Standby Current, AC Off			0.5	ma

Charging Algorithm: Supplies constant current to battery until V_{FSTERM} . Transition to Absorption Mode follows and regulates battery voltage at V_{FSTERM} until current decreases to I_{ABTERM} . Float Mode follows and regulates battery voltage at V_{FL} .



TPRO220-2 Datasheet

Input Specifications

PARAMETER	DESCRIPTION/CONDITIONS	MIN	NOM	MAX	UNITS
AC Voltage	47 - 63Hz	180	220	250	VAC
Input Current	180VAC, 15VDC Each Output		3.0		Amps

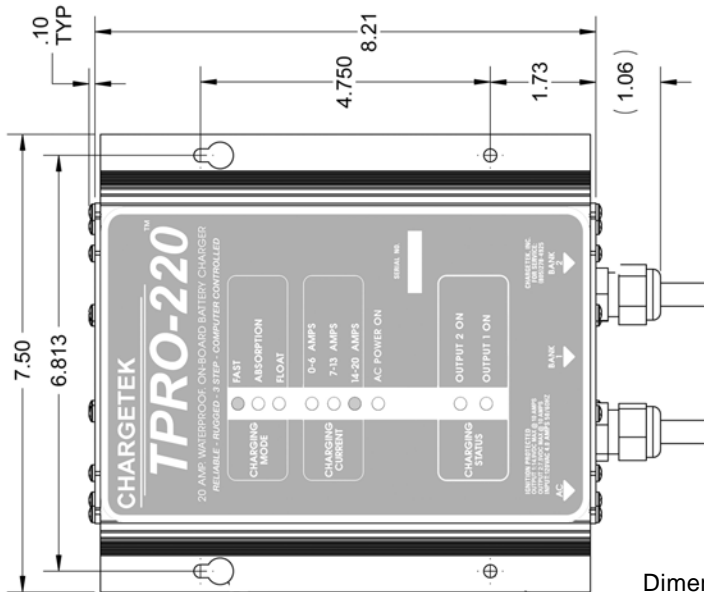
Environmental Specifications

PARAMETER	CONDITIONS
Storage Temperature	-40C - 80C
Operating Temperature	-20C - 50C
Relative Humidity	0 - 95C Relative Humidity (non-condensing)
Input to Output/Chassis Voltage Isolation	2KV (leakage current less than 1mA)
Output to Chassis Voltage Isolation	50V (can be increased/ consult factory)

LED Indicators

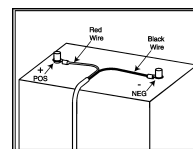
PARAMETER	RED	YELLOW	GREEN
State of Charge	Bulk	Absorption	Float
Charging Current in Amps	14 - 20	7 - 14	0 - 7
Input AC Power			On
Battery Connected on Bank 1			On
Battery Connected on Bank 2			On

Outline and Mounting

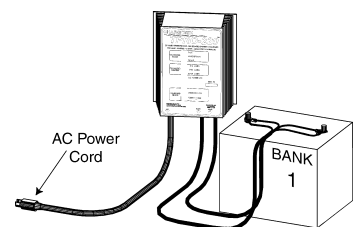


Dimensions in inches

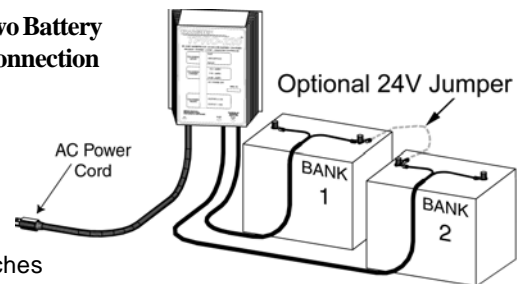
Do not leave any lead set disconnected when charging less than two batteries.



Single Battery Connection



Two Battery Connection



PLEASE NOTE: Chargetek products are not authorized for use as components in life support systems, hazardous environments, nuclear control systems or other similar applications without the express written consent of the president of Chargetek, Inc. The appearance of products, including safety agency certifications pictured on labels, may change depending on the date manufactured. Specifications are subject to change without notice.